Inter-County Community Council

Annual Report

2023-2024

Serving the counties of Clearwater, east Polk, Pennington, and Red Lake

Inter-County Community Council
207 Main Street
PO Box 189
Oklee, MN 56742

218-796-5144 Phone
833-792-1046 Fax
www.intercountycc.org

ICCC is an Equal Opportunity Employer & Program Provider. Accommodations available upon request.

Message from the Executive Director

Dear community partners, participants and friends,

As I reflect on the past year I am filled with gratitude for the work we have done and the people we have served. Enclosed is our annual report where you will find highlights and data on what was accomplished this past year. Each year requires us to remain steadfast in our mission, adapt to change and stay true to our core values.

We have worked hard to expand our programs, strengthen our partnerships and deepen our commitment to serve the people of our community.

From finding more efficient and effective ways to deliver programs, to making sure our staff are trained and ready to deliver quality programing, through our collective efforts we hope we have made a tangible difference in the lives of those we serve.

To the participants receiving services- thank you for allowing us to be part of your journey. We are committed to continue to serve, support and uplift you in every way we can.

To the employees of ICCC. I want to take a moment to express my deepest gratitude for each and every one of you. Your hard work, dedication and passion are the driving force behind our success. Your contributions, whether big or small, do not go unnoticed. I am honored to work alongside you and I appreciate everything you do to support our organization and those we serve.

I want to extend my deepest gratitude to the ICCC Board of Directors and Head Start Policy Council. Your leadership, guidance and commitment to our mission and values have been instrumental in shaping our success and impact over the past year. Thank you for your service, your belief in our work, and your continued efforts to help us create lasting change.

I look forward to another year of collaboration and success together serving the community!

Yours in Action,

Catherine Johnson, LISW

Executive Director

Employment & Training

Employment and Training (E&T) served 101 individuals in it's seven programs in 2023-24. The E & T programs serve different demographics from youth – Minnesota Youth (MYP) and WIOA Youth programs (ISY and OSY) – to economically challenged Adults (WIOA Adult), to Dislocated workers (State and WIOA Dislocated worker programs). ICCC received funding from the Northwest Private Industry Council for the WIOA Adult, WIOA and State Dislocated worker funds as well as WIOA Youth. ICCC is a direct recipient of MYP funds as well as being a vendor to provide Pre-ETS services through DEED Vocational Rehabilitation Services.

E&T has a large service area including all of Kittson, Roseau, Marshall, Red Lake, Pennington, Polk and Norman Counties. During the 2023-24 year ICCC E&T had staff located in Thief River Falls, Crookston and Oklee.

Regardless of the program, one goal is shared – Help individuals find, secure and maintain employment. This looks differently for many of our clients. Youth need work experience and work readiness skills, while adults and dislocated workers may need training to get a job in a new field.

137

UNIQUE INDIVIDUALS SERVED

65

CASES EXITED

successful exits from the program to either employment or school

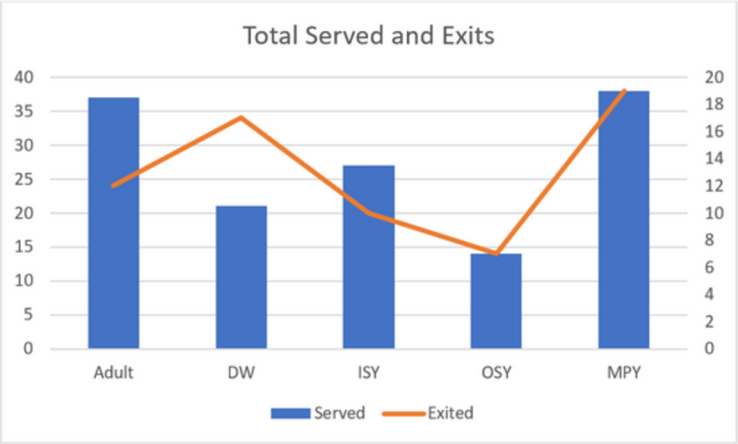

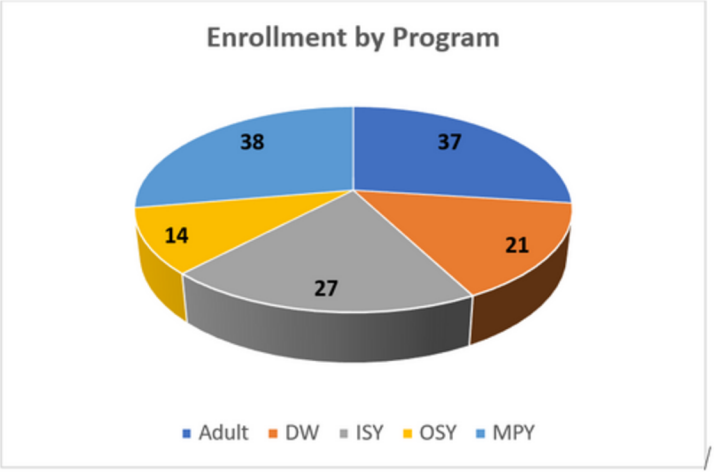

Energy Assistance

The Energy Assistance Program Mission is to improve low-income Minnesota household's capacity to positively affect their well-being by meeting immediate home energy needs and reduce home energy needs. During the 2023-2024 program year, Energy Assistance experienced an increase in crisis funding as well as an increase in the income guideline threshold. You will see this significantly impacted the amount of crisis benefits that we were able to distribute to local vendors on behalf of qualified households. Below is a breakdown of services offered through Energy Assistance and the data associated for the 2023-2024 program year.

$983,746
payments to vendors

1,607
households served

Clearwater
478 households
$311,773

Pennington
437 households
$231,019

Polk
471 households
$309,346

Red Lake
221 households
$131,608

Primary Heat Assistance
Primary Heat benefits are used to address the household's ability to maintain affordable and continuous energy by providing grants to lower household's energy burden.

Crisis Assistance
Crisis benefits are used to prevent shut-off of residential energy, reinstate service of residential energy, enable delivery of fuels, and assistance seniors with past/current due bills that they are unable to afford.

$385,312
payments to vendors

769
households served

Clearwater
241 households
$123,184

Pennington
169 households
$82,355

Polk
241 households
$122,207

Red Lake
118 households
$57,566

$2,316.31
payments to vendors

6
households served

Reach Out for Warmth
Reach out for warmth (ROFW) is an emergency program for households facing no heat situations. ROFW is funded through locally raised donations. A special Thank You to all who donates the our Reach Out for Warmth fund.

Energy Related Repair / Replacement
Energy Related Repair (ERR) benefits are used to address hazardous and life-threatening situations or cases where a home has no heat due to a malfunctioning or nonfunctioning heating system.

$159,992
payments to vendors

82
households served

Clearwater
27 households
$65,466.84

Pennington
14 households
$25,975.04

Polk
32 households
$47,804.33

Red Lake
9 households
$20,745.47

Family Services

The Family Services department focuses on providing case management services to individuals and families in need of assistance with housing, health insurance, and food support.
Specific programming is available for at-risk youth.

Individuals and Households Served			
Program	Proposed Households	Actual Households Served	
FHPAP	30 Households	58 Households	114 Individuals
LTH	16 Households	7 Households	11 Individuals
ESP Shelter	15 Households	29 Households	66 Individuals
THP	10 Households	37 Households	76 Individuals
PSH	5 Households (7 beds)	6 Households	7 Individuals
HYA	20 Households	36 Households	57 Youth Clients
HYA Shelter	8 Households	7 Households	8 Individuals
Riverside	4 Households	3 Households	3 Individuals
River Pointe	4 Households	4 Households	17 Individuals
YHDP	22 Households	51 Households	74 Individuals

SNAP (Supplemental Nutrition Assistance Program)	
SNAP Screenings	**3,590**
Presentations Given	**1**
People attending presentations	**45**
Clients receiving SNAP information or reached through promotion	**17,040**
Clients assisted with completing application	**132**

MN Sure	
Individuals screened for health insurance eligibility	**11,520**
Individuals assisted with the enrollment and renewal process	**134**

FHPAP—Family Homeless Prevention Assistance Program
LTH – Long Term Homeless
ESP—Emergency Services Program
THP—Transitional Housing Program
PSH—Permanent Supportive Housing
HYA—Homeless Youth Act
ESG—Emergency Solutions Grant
YHDP—Youth Homeless Demonstration Project
SNAP—Supplemental Nutrition Assistance Program

Financials

Inter-County Community Council is audited each fiscal year by an Independent Certified Public Accountant. The audit is conducted in accordance with accounting principles generally accepted in the Unites States. The summarized data is for the fiscal year ending September 30, 2024.

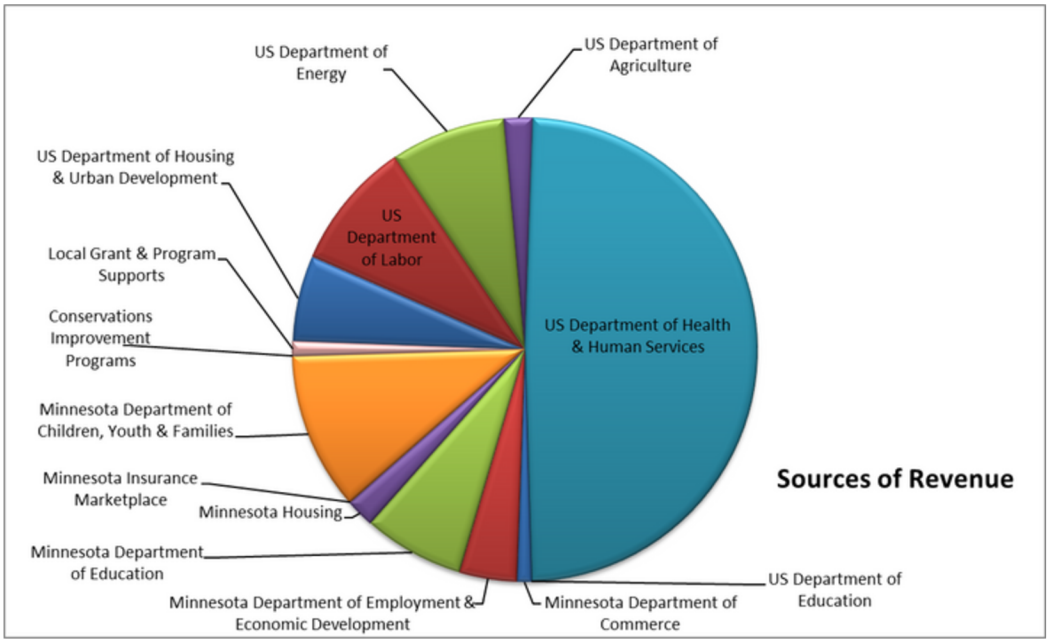

Sources of Revenue		
US Department of Housing & Urban Development	$	325,374
US Department of Labor	$	432,296
US Department of Energy	$	410,491
US Department of Agriculture	$	124,310
US Department of Health & Human Services	$	2,478,998
US Department of Education	$	342
Minnesota Department of Commerce	$	45,007
Minnesota Department of Employment & Economic Development	$	209,924
Minnesota Department of Education	$	353,234
Minnesota Housing	$	77,850
Minnesota Insurance Marketplace	$	8,513
Minnesota Department of Human Services	$	538,473
Conservations Improvement Programs	$	957
Local Grant & Program Supports	$	46,104
Total Sources of Revenue	**$**	**5,051,873**

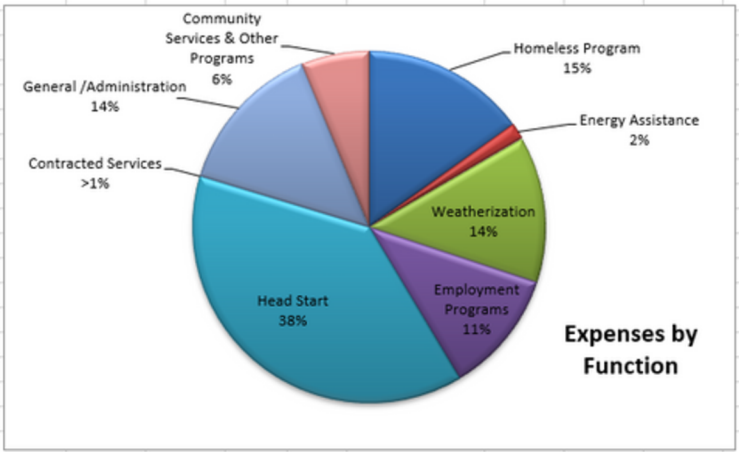

Revenues		
Federal Grants	$	3,771,811
State Grants	$	1,233,001
Local Grants & Program Support	$	47,061
Total Revenues	**$**	**5,051,873**

Expenses by Function		
Homeless Program	$	777,443
Energy Assistance	$	76,450
Weatherization	$	691,169
Employment Programs	$	582,702
Head Start	$	1,961,263
Contracted Services	$	628
General /Administration	$	723,832
Community Services & Other Programs	$	319,567
Total Expenditures	**$**	**5,133,054**

Food Shelf

ICCC's Food Shelf is available to anyone who needs emergency help with a food box.

Food Shelf Hours: 8:00am-4:30pm, Monday-Friday

The food shelf is funded by community donations and fundraisers. We are able to use our funds to purchase food at a lower cost through North Country Food Bank at a rate of $1 for $4 worth of food. In addition to food, we also receive donations of health and household cleaning items for our clients.

349
Households Served

816
Individuals Served

20,613
Pounds of Food

220
Ages 0-17

519
Ages 18-64

77
Ages 65+

Head Start

Program Performance Indicators		
Funded Enrollment	163	
Number of Children Served	189	
Percentage of eligible children served	50%	
Percentage of children served that are homeless	13%	
Percentage of children served that are in foster care	5%	
Children with IEPs or IFSPs served	21%	
# of family volunteer hours	12,515	
	HS	EHS
Classroom Attendance	91%	NA
Children receiving preventive dental care	82%	55%
Children Up to Date on immunizations	86%	75%
Children Up to Date on preventive medical care	61%	36%
Fathers were involved in Head Start activities	51%	45%

ICCC uses evidence-based curriculum and child assessment tools to ensure children are progressing and meeting our goals to ensure they are ready for Kindergarten.

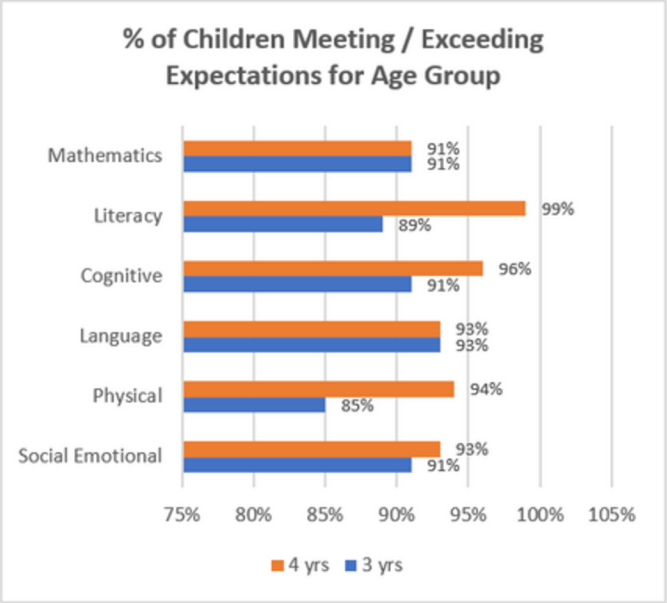

Monitoring Reviews

MN DHS conducted on-site licensing visits. Both TRF and Bagley sites had minor findings. Corrections were made including placing a carpet under a trampoline, clarifying handwashing policies and training, retraining supervisors to ensure staff receive required trainings within deadlines, retraining staff to ensure reviewed documents are signed following the reviews, updating policies to include providing families with a copy of the emergency plan annually, updating site postings to include relocation site and evacuation route in a visible place.

Parent Engagement

Parent involvement and participation in the Head Start / Early Head Start program is what makes the most difference in their child's progress toward school readiness – parents are their child's first and most important teacher. Every parent / guardian is encouraged to give back in whatever way they can – from goals to improve self-sufficiency, volunteering in the classroom or working on school readiness with their child at home, to taking leadership roles in the program.

97% of parents set a family goal

80% of parents made progress on their goal

84% of parents volunteered or provided in-kind support

67% of families attended at least 1 family event

$290,106 collected in FAMILY in-kind contributions

Federal Head Start / Early Head Start		
Line Item	Budget	Expenditures
Personnel	$934,990	$907,154.47
Fringe	$524,931	$394,992.10
Travel	$11,825	$6,241.87
Equipment	$15,000	$0
Supplies	$157,931	$146,039.11
Contractual	$106,907	$141,401.84
Other	$148,661	$249,716.14
In Kind / Local Match	$444,706	$796,603.87 collected

State Head Start / Early Head Start		
Line Item	Budget	Expenditures
Salary & Fringe	$255,766	$193,054.53
Contracted Services	$20,400	$14,339.59
Staff Development	$13,000	$6,048.84
Travel / Transport.	$11,300	$13,296.52
Equipment	0	0
Office Expenses	$24,920	$19,303.42
Program Expenses	$8,513	$15,383.95
Pathway – TRF & Bagley	$75,000	$75,000.00

Weatherization

The mission of ICCC's Weatherization Program (WAP) is to provide energy savings, comfort, and to maintain the health & safety of our client's homes by using proven energy conservations techniques developed over the years to determine the most cost-effective measures to save the most energy in our client's homes and keep them safe.

ICCC received weatherization dollars from the Department of Energy (DOE). DOE dollars combined with Energy Assistance Transfer funds, DOE BIL and propane funds, ICCC serves Pennington, East Polk, Red Lake, and Clearwater counties and the Red Lake Nation. Along with homes weatherized we also use EAP/WX dollars to repair or replace furnaces and water heaters and those Jobs are called stand-alone projects.

39 Projects
33 Homes Weatherized
6 Standalone Projects

7 Clearwater county Projects

6 Pennington county Projects

15 east Polk county Projects

8 Red Lake county Projects

3 Red Lake Nation Projects

The Weatherization Assistance Program helps low-income families, seniors, veterans, and individuals with disabilities improve the safety and energy efficiency of their homes. A peer-reviewed evaluation by Oak Ridge National Laboratory found that the program is cost-effective by even the most conservative estimates. According to an Oak Ridge evaluation, WAP creates healthy communities.

- Residents of weatherized homes report fewer asthma and allergy symptoms.
- Residents of weatherized homes report fewer hospitalizations.
- Children in weatherized homes report fewer missed days of school.
- Families in weatherized homes reported an increased ability to get more sleep, making them rested and ready to be productive workers and members of their communities.
- Every DOE WAP dollar yields $4.10 in energy, health and safety benefits.
- WAP has served over 7.4 million families since its inception in 1976
- For every $1 invested in the program, WAP returns $2.78 in non-energy benefits.
- For every $1 invested by DOE, the Program leverages $3.44 in other federal, state, utility, and private resources.
- Families who receive weatherization on average save $372 per year on energy consumption.

According to the Oak Ridge evaluation, WAP creates jobs.

- At least 8,500 jobs are supported by WAP, which impacts thousands more in related industries.
- WAP also results in over $300 million in energy savings in a typical year.

Inter-County Community Council

Mission

As a Community Action Agency, we build communities to support people in poverty with resources and opportunities.

Core Values

Empowerment: We help people help themselves through training and resources.

Responsive: We adapt to changing needs, honor timeliness and provide quality customer service.

Connection: We build relationships centered on mutual trust and empathy without judgement.

Respectful: We value and treat all people with dignity in a space free from harm.

Leadership: We serve as a courageous leader and partner in the fight against poverty.

Strategic Plan

ICCC will use Real-Time Strategic Planning to continually assess and address needs to best meet the mission and core values of the agency.