

# Inter-County Community Council Annual Report 2017-18

Serving the counties of Clearwater, East Polk, Pennington, and Red Lake



**Community Action:**  
Helping People. Changing Lives.



Inter-County Community Council  
207 Main Street  
PO Box 189  
Oklee, MN 56742  
Phone: 218-796-5144  
Fax: 218-796-5175  
[www.intercountycc.org](http://www.intercountycc.org)

# Executive Director's Note

Dear community partners, participants and friends,

I'd like to offer a special thank you to the ICCC Board of Directors and Head Start Policy Council for their governance and leadership this past year. You have exceeded our expectations in advocating on behalf of our participants, educating legislators and community members, and discovering needs and gaps in services; all the while keeping the strength, health, and vitality of the organization at the forefront.

To our current employees who have caught the Community Action Spirit, you remain ICCC's greatest asset. Thank you for what you do, for the effort you put forth, and for believing in people even when at times it feels discouraging. I am so honored to serve as your Executive Director.

Lastly, and most importantly, to the income eligible participants within our communities: you are the reason our organization exists. Thank you for allowing us to serve you. Please keep telling us what you need, keep challenging us, keep reaching out, and keep speaking your truth. We believe in your value and trust that together we can continue to improve the communities we live in.

I'm pleased to share with you our Annual Report, which is filled with information on the services provided through ICCC. We believe that the people we serve are not just numbers but are our family, friends, and neighbors; we hope you think so to.

Take good care of each other,

Catherine Johnson, MSW  
Executive Director

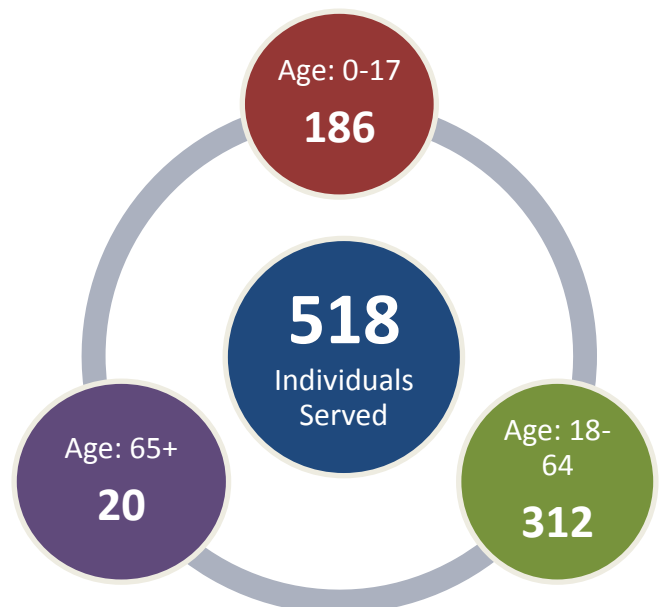
## Food Shelf

ICCC's Food Shelf is available to anyone who needs emergency help with a food box.

Food Shelf Hours: 8:00am-4:30pm, Monday-Friday.

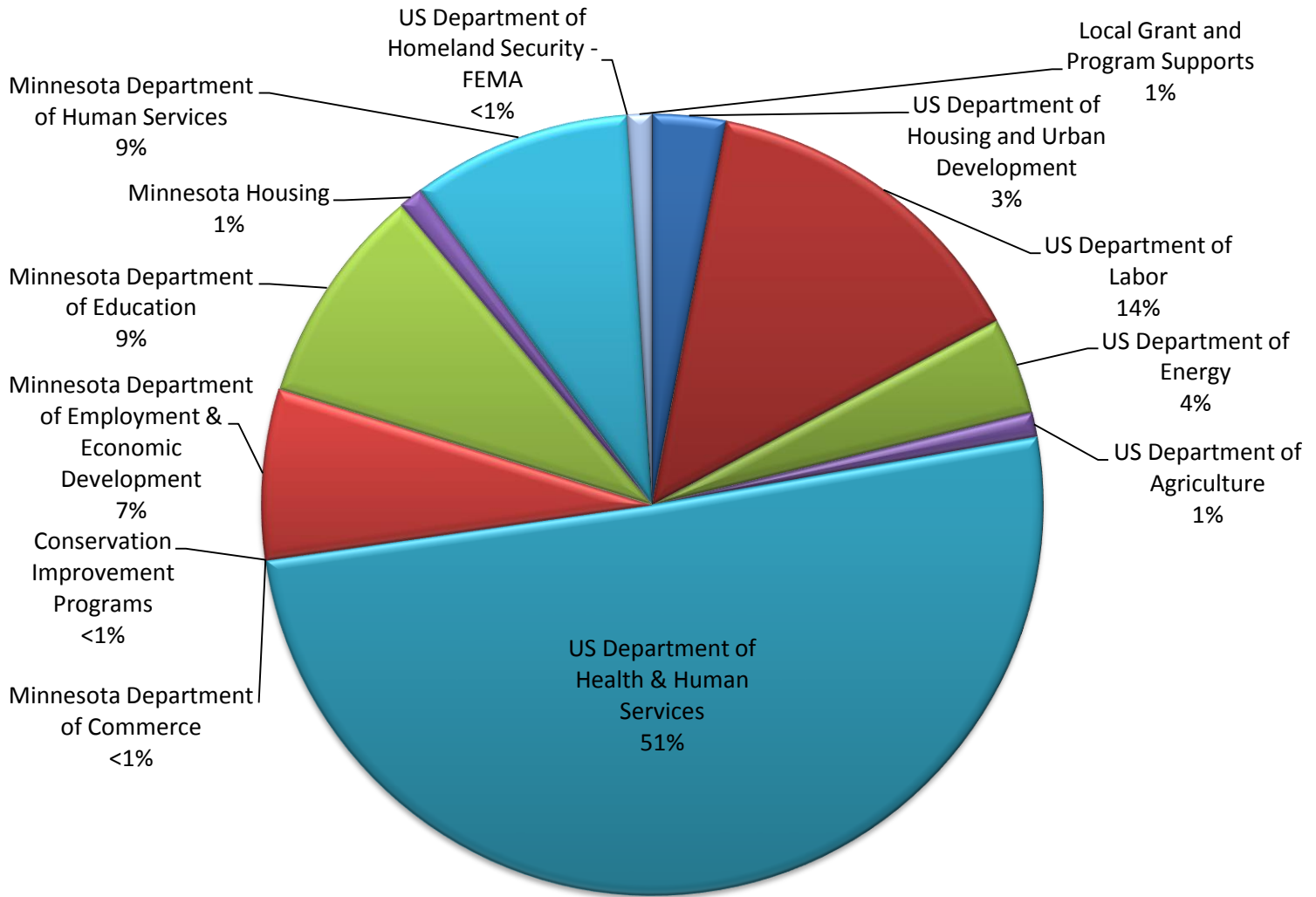
The food shelf is funded by community donations and fundraisers. We would like to thank all of our past donors. If you would like to assist our local food shelf, please consider donating.

**In 2018 we served 187 households, giving out over 8,804 pounds of food.**



# Financial Resources

Inter-County Community Council is audited each fiscal year by an independent Certified Public Accountant. The audit is conducted in accordance with the U.S. Generally Accepted Auditing Principles (GAAP). The summarized data that appears on this page was compiled with preliminary financial statements for the fiscal year ending September 30, 2018.



**Sources of Revenue**

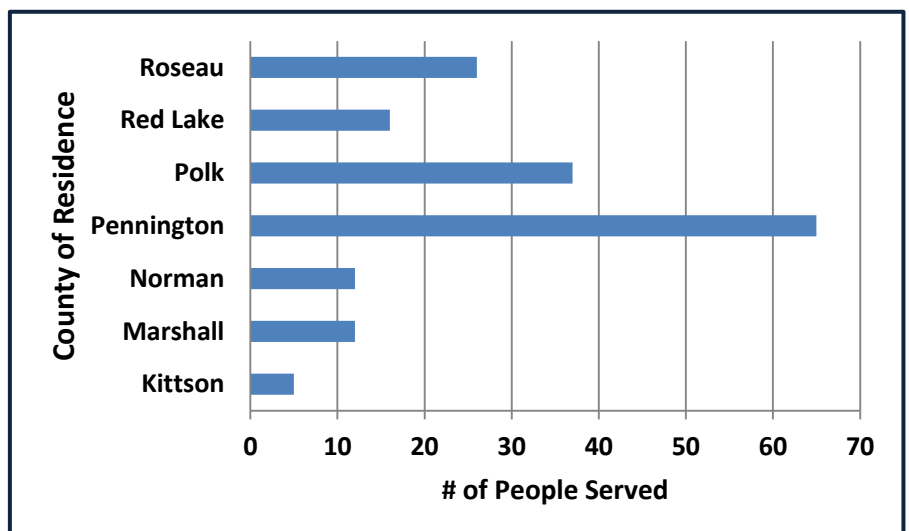
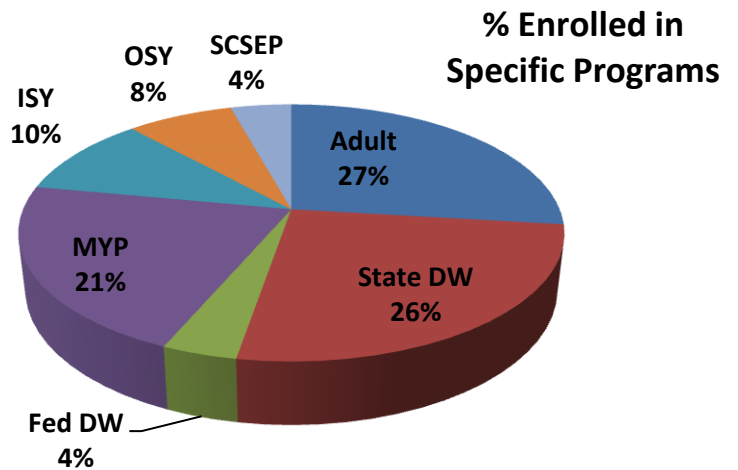
Revenues		
Federal Grants	\$	2,516,950
State Grants	\$	811,023
Local Grants & Program Support	\$	59,009
<b>Total Revenues</b>	<b>\$</b>	<b>3,386,982</b>

The annual agency audit was completed by Carlson SV. There are no findings to be reported. ICCC qualified as a low risk auditee. The audited financial statements for the Agency are available for public inspection on the Agency's website.

# Employment & Training



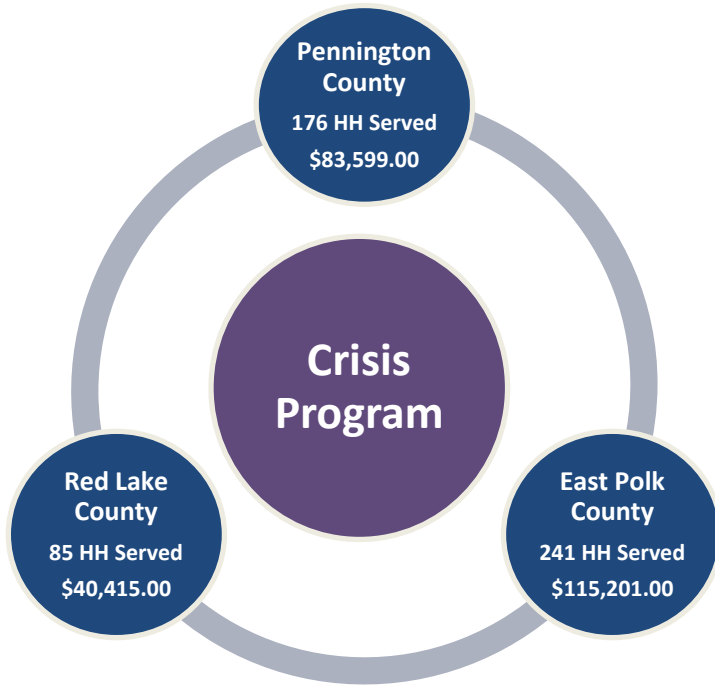
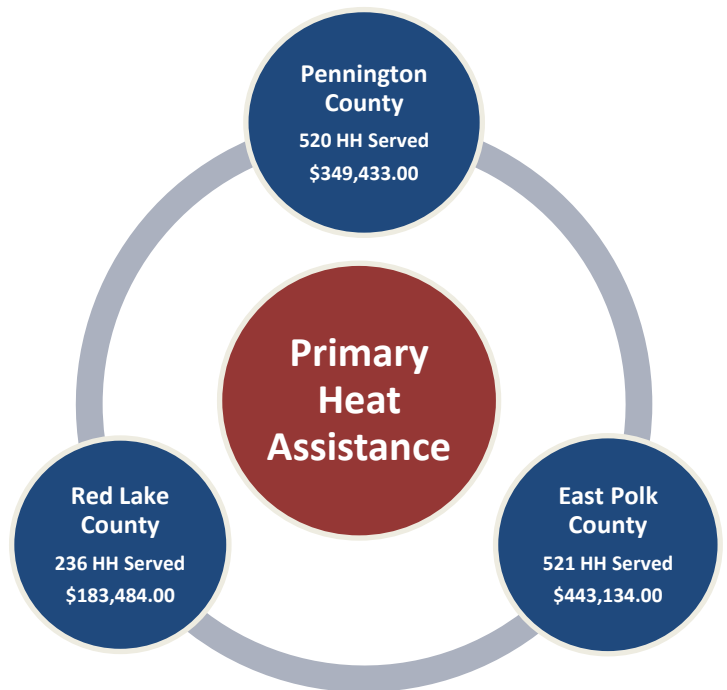
Employment and Training (E&T) served 178 clients in 2017-18. ICCC's E&T service area covers seven counties in the northwest corner of Minnesota. Employment Caseworkers are located in Roseau, Thief River Falls, Oklee, Crookston and East Grand Forks, helping people with barriers to employment through seven different programs. **ICCC receives funding from the Northwest Private Industry Council for the WIOA Adult and Dislocated worker funds.** The E & T programs serve different demographics from youth – Minnesota Youth (MYP) and WIOA Youth programs (ISY and OSY) – to economically challenged Adults, to Dislocated workers – State and WIOA Dislocated worker programs – and finally the Senior Community Service Employment Program (SCSEP). Twenty-one enrollees were exited to full time employment from the programs this year. ICCC is a proud partner of the American Job Center network.



# Energy Assistance

## Primary Heat Assistance

Primary Heat Benefits are used to address the household's ability to maintain affordable and continuous energy by providing grants in order to lower household's energy burden. During the 2017-18 program year, ICCC distributed \$976,051.00 to vendors on behalf of 1,277 households. The average primary heat grant was \$764.



## Crisis Program

Crisis benefits are used to prevent shut-off of residential energy, reinstate service of residential energy, and enable delivery of fuels. During the 2017-18 program year, ICCC assisted 502 households in energy crisis situations spending a total of \$239,215.00.

## Energy Related Repair Program

Energy Related Repair (ERR) benefits are used to address hazardous and life threatening situations or cases where a home has no heat due to a malfunctioning or nonfunctioning heating system. During the 2017-18 program year, ICCC spent \$59,809.61 assisting 75 households.



## Reach Out for Warmth

Reach out for warmth (ROFW) is an emergency program for households facing no heat situation. ROFW is funded through locally raised donations. During the 2017-18 program year donations totaled \$1,728.64, allowing ICCC to help 7 households. *A special Thank You* to all who donated to the Reach Out for Warmth Program.

# Family Services

## 2017-18 Family Services Annual Program Report Chart

Individuals and Households Served 7-1-2017 through 6-30-2018			
Program	Proposed Households	Actual Households Served	
FHPAP	56 Households	61 Households	97 Individuals
LTH	33 Households	36 Households	66 Individuals
ESP	5 Households	7 Households	13 Individuals
THP	20 Households	14 Households	17 Individuals
PSH	6 households (7 beds)	6 Households	7 Individuals
HYA	15 individuals	20 Households	27 Youth Clients
ESG	17 Households	27 Households	50 Individuals
Riverside	4 Households	4 Households	4 individuals
River Pointe	4 Households	4 Households	15 individuals

MN Sure	
Households screened for health insurance eligibility	<b>75</b>
Households who were eligible for a qualified health plan or had health ins offered by employer	<b>3</b>
Households deemed eligible for MA or MNCARE	<b>57</b>
Households deemed eligible for a tax credit premium reduction	<b>25</b>
Households assisted with the enrollment and renewal process	<b>84</b>

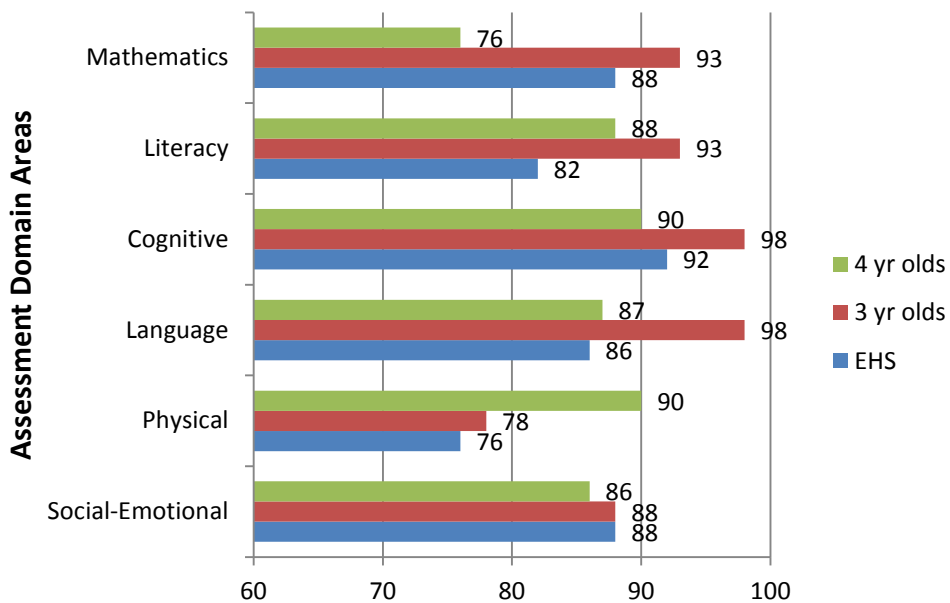
SNAP (Supplemental Nutrition Assistance Program)	
SNAP Screenings	<b>2,221</b>
Referred for Snap Assistance	<b>112</b>
CAF's completed	<b>64</b>
CAF's given out	<b>125</b>
Approved for SNAP benefits	<b>246</b>
Presentations Given	<b>12</b>
People attending presentations	<b>155</b>
Clients receiving SNAP information	<b>913</b>
People reached through promotion	<b>15,371</b>



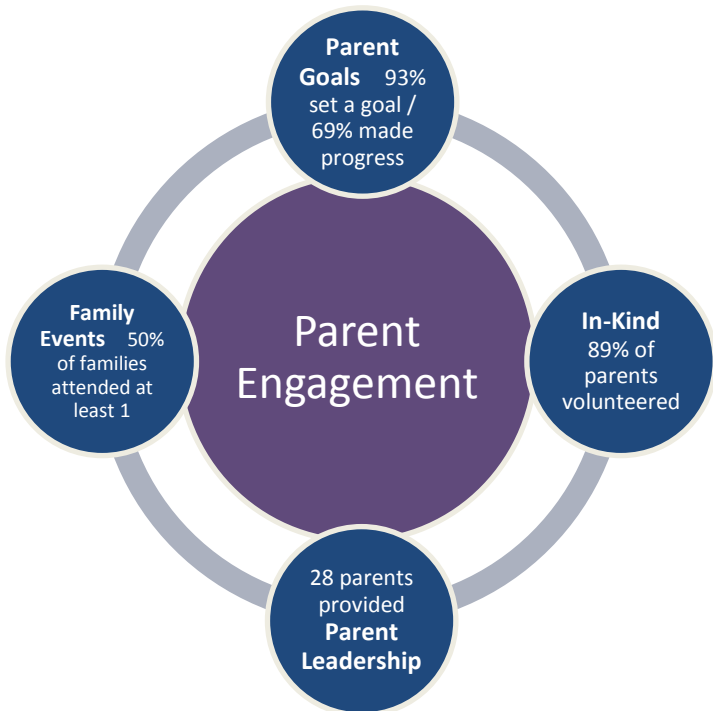


# Head Start

## % of Children Meeting / Exceeding Expectations for Age Group



Program Performance Indicators	
Funded Enrollment	170
Number of Children Served	208
Percentage of eligible children served	44%
Percentage of children served that are homeless	8%
Percentage of children served that are in foster care	9%
Children with IEPs or IFSPs served	12% of all served
# of family volunteer hours	4662
	<b>HS</b> <b>EHS</b>
Classroom Attendance	92%      NA
Children receiving preventive dental care	77%      68%
Children Up to Date on Immunizations	88%      74%
Children Up to Date on preventive medical exams	75%      74%
Fathers were involved in Head Start activities	64%      55%



### Parent Engagement

Parent involvement and participation in the Head Start / Early Head Start program is what makes the most difference in their child's progress toward school readiness – parents are their child's first and most important educator. Every parent / guardian is encouraged to give back in whatever way they can – from goals to improve family self-sufficiency, volunteering in the classroom or working on school readiness at home, to leading the program.

### Monitoring Reviews

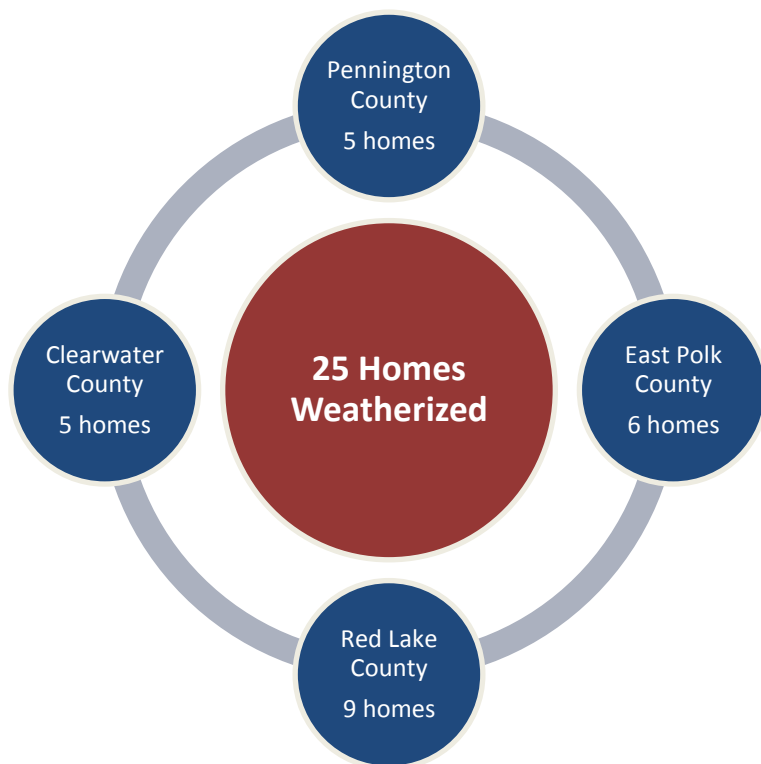
ICCC has had no Federal Monitoring events in the 2017-18 program year. ICCC had one MN Department of Human Services on-site review to monitor our state licensed Bagley Center classroom. One safety concern was identified and immediately corrected; one training concern was identified and corrected.

Federal Head Start / Early Head Start			State Head Start / Early Head Start		
Line Item	Budget	Expenditures	Line Item	Budget	Expenditures
Personnel	\$660,759	\$731,275.88	Salary & Fringe	\$158,698	\$172,338.09
Fringe	\$309,633	\$320,893.35	Contracted Services	\$6,650	\$7,227.40
Travel	\$5,850	\$7,669.70	Staff Development	\$6,315	\$2,507.00
Equipment	\$190,135	\$210,793.65	Travel / Transport.	\$23,720	\$10,000.08
Supplies	\$79,732	\$88,014.66	Equipment	\$0	\$0
Contractual	\$98,888	\$57,695.70	Office Expenses	\$15,421	\$23,195.03
Other	\$167,359	\$114,193.84	Program Expenses	\$11,000	\$6,536.40
In Kind / Local Match	\$378,089	\$464,696.00	Pathway – TRF & Bagley	\$75,000	\$75,000

# Weatherization

The mission of ICCC's Weatherization Program (WAP) is to provide energy savings, comfort, and to maintain the health & safety of our client's homes by using proven energy conservations techniques developed over the years to determine the most cost effective measures to save the most energy in our client's homes and keep them safe.

During the 2017-18 program year, ICCC received weatherization dollars from the Department of Energy (DOE). DOE dollars combined with Energy Assistance Transfer funds and propane funds, ICCC was able to weatherize 25 homes in Pennington, East Polk, Red Lake, and Clearwater Counties. Additional funds received from local electrical coops called CIP Funds (Conservation Improvement Program) allowed the ICCC Weatherization Program to perform work on 6 additional homes.



The Weatherization Assistance Program helps low-income families, seniors, veterans, and individuals with disabilities improve the safety and energy efficiency of their homes. A peer-reviewed evaluation by Oak Ridge National Laboratory found that the program is cost-effective by even the most conservative estimates.

## According to an Oak Ridge evaluation, WAP creates healthy communities.

- Residents of weatherized homes report fewer asthma and allergy symptoms.
- Residents of weatherized homes report fewer hospitalizations.
- Children in weatherized homes report fewer missed days of school.
- Families in weatherized homes reported an increased ability to get more sleep, making them rested and ready to be productive workers and members of their communities.

## According to the Oak Ridge evaluation, WAP creates jobs.

- At least 8,500 jobs are supported by WAP, which impacts thousands more in related industries.
- WAP also results in over \$300 million in energy savings in a typical year.

## More WAP talking points:

- Every DOE WAP dollar yields \$4.10 in energy, health and safety benefits.
- WAP has served over 7.4 million families since its inception in 1976
- For every \$1 invested in the program, WAP returns \$2.78 in non-energy benefits.
- For every \$1 invested by DOE, the Program leverages \$3.44 in other federal, state, utility, and private resources.
- Families who receive weatherization on average save \$283 per year on energy consumption.

